

An L^p -DPG Method with Application to 2D Convection-Diffusion Problems

Jiaqi Li and Leszek Demkowicz

Oden Institute for Computational Engineering and Sciences
The University of Texas at Austin, 201 E 24th St, Austin, TX 78712, USA

Abstract

This article summarizes the L^p -DPG method presented in [16], where only 1D convection-diffusion problems are solved. We apply the same computational techniques to 2D convection-diffusion problems and report additional numerical results herein. Furthermore, we propose an L^p -DPG method with variable p , and illustrate it with numerical experiments.

Keywords Discontinuous Petrov-Galerkin methods; Residual minimization; Banach spaces; Convection-dominated diffusion; $p(\cdot)$ -Laplacian

1 Introduction

The Discontinuous Petrov-Galerkin (DPG) method developed by Demkowicz, Gopalakrishnan, and Carstensen [8, 9, 4] has many attractive features: guaranteed stability provided the problem is well posed, built-in a posteriori error estimator, as well as the ability to control the norm in which the convergence occurs. The DPG method admits the interpretation of a minimum residual method, where the residual is measured in a dual space to the space of test functions. Consider the abstract problem:

$$\begin{cases} \text{Find } u \in \mathcal{U} : \\ Bu = l \quad \text{in } \mathcal{V}' \end{cases} \quad (1.1)$$

where \mathcal{U}, \mathcal{V} are trial and test spaces (Banach spaces in general), $B : \mathcal{U} \rightarrow \mathcal{V}'$ is a bounded linear operator dictated by the problem and the variational formulation we choose. For a well-posed variational problem, B is bounded below as well.

Given a discrete trial space $\mathcal{U}_h \subset \mathcal{U}$, the *ideal* DPG method (by *ideal* we mean test space is not yet discretized) solves the minimum residual problem:

$$\begin{cases} \text{Find } u_h \in \mathcal{U}_h : \\ \|Bu_h - l\|_{\mathcal{V}'} \text{ is minimized.} \end{cases} \quad (1.2)$$

Originally, the DPG method has dealt with Hilbert test and trial spaces only. Following Houston, Muga, et al. [13, 15, 17], we have investigated the DPG method in Banach spaces [16], focusing on Sobolev spaces $W^{1,p}(\Omega)$ and $W^p(\text{div}, \Omega)$ ($p \geq 2$) as test spaces, in particular. The trial spaces are chosen accordingly so as

to ensure that the bilinear form $\langle Bu, v \rangle$ is bounded. In Banach spaces, the minimum residual problem (1.2) is shown to be equivalent to a convex minimization problem with linear constraints [17]. We solve the latter minimization problem using Newton's method, which will be detailed later. Our experience indicates that when the residual is small, we may have trouble with Newton's method, because the Hessian can become ill-conditioned. We propose an effective solution to the ill-conditioning problem based on a formulation with a variable exponent p .

This article first summarizes the results of our previous work [16]; for convenience, the details of discretization and Newton's method are described in a separate section. Then we proceed by solving various 2D convection-diffusion problems, and present the numerical results. Finally we conclude with a section on the L^p -DPG method with variable p .

2 Theory: L^p -DPG method for the convection-diffusion problem

We summarize the main theoretical result of [16] in this section. Consider problem (1.2), and assume that B is both bounded and bounded-below. Moreover, \mathcal{U}_h is finite dimensional.

Theorem 1 (Existence and uniqueness of solution). *When \mathcal{V}' is strictly convex, there exists a unique solution u_h to problem (1.2). In particular, the dual space to $\mathcal{V} = W^{1,p}(\Omega)$ is strictly convex for $p \geq 2$.*

From now on we shall concern ourselves with test spaces like $W^{1,p}(\Omega)$. Under such circumstances, it is proven in [17, 16] that the residual minimization problem (1.2) is equivalent to the convex optimization problem:

$$\psi = \arg \min_{\varphi \in (B\mathcal{U}_h)^\perp} \frac{1}{p} \|\varphi\|_{\mathcal{V}}^p - l(\varphi) \quad (2.3)$$

where

$$(B\mathcal{U}_h)^\perp := \{v \in \mathcal{V} : \langle B\delta u_h, v \rangle = 0 \quad \forall \delta u_h \in \mathcal{U}_h\}. \quad (2.4)$$

Through the classical optimization theory, one can show that problem (2.3) admits a unique solution, which is characterized by the mixed system:

$$\begin{cases} \text{Find } \psi \in \mathcal{V}, u_h \in \mathcal{U}_h : \\ \langle R_{\mathcal{V}}(\psi), v \rangle + \langle Bu_h, v \rangle = l(v) & \forall v \in \mathcal{V} \\ \langle B\delta u_h, \psi \rangle = 0 & \forall \delta u_h \in \mathcal{U}_h \end{cases} \quad (2.5)$$

where $R_{\mathcal{V}} : \mathcal{V} \rightarrow \mathcal{V}'$ is the Gâteaux derivative of the functional $J(\varphi) := \frac{1}{p} \|\varphi\|_{\mathcal{V}}^p$. Note that $R_{\mathcal{V}}$ is nonlinear for $p > 2$. When $p = 2$, $R_{\mathcal{V}}$ reduces to the familiar Riesz operator. We refer the readers to [17, 16] for details involving properties and formulae for $R_{\mathcal{V}}$.

The meaning of ‘‘equivalence’’ between the residual minimization problem (1.2) and convex optimization problem (2.3) is clarified by the following theorem.

Theorem 2 (Characterization of solution). *The unique solution u_h of problem (1.2) and the unique solution ψ of problem (2.3) satisfy the mixed system (2.5). Conversely, any solution (ψ, u_h) to the mixed system (2.5) consists of the minimizers of problem (1.2) and (2.3).*

In summary, our L^p -DPG method is motivated by the minimum residual problem (1.2). However, in practice, we solve the constrained convex optimization problem (2.3) instead, for which the techniques from the convex optimization can be applied.

Convection-diffusion problem. To stay focused, we will consider a model convection-diffusion problem. Given a domain $\Omega \subset \mathbb{R}^N$, we want to solve

$$-\nabla \cdot (\epsilon \nabla u - \beta u) = f \quad \text{in } \Omega \quad (2.6)$$

where ϵ is the diffusion coefficient, β denotes an incompressible advection field, and f is a source term. We assume a non-homogeneous Dirichlet boundary condition

$$u = u_0 \quad \text{on } \Gamma = \partial\Omega. \quad (2.7)$$

Classical variational formulation. The standard variational formulation [7] is:

$$\begin{cases} \text{Find } u \in \tilde{u}_0 + \mathcal{U} : \\ \int_{\Omega} \epsilon \nabla u \cdot \nabla v - u \beta \cdot \nabla v = \int_{\Omega} f v \quad \forall v \in \mathcal{V} \end{cases} \quad (2.8)$$

where \tilde{u}_0 is a finite energy lift of u_0 into $W^{1,p'}(\Omega)$, i.e. $\tilde{u}_0 \in W^{1,p'}(\Omega)$, $\tilde{u}_0|_{\partial\Omega} = u_0$, and

$$\begin{aligned} \mathcal{U} &= W_0^{1,p'}(\Omega) := \{u \in W^{1,p'}(\Omega) : u = 0 \text{ on } \partial\Omega\} \\ \mathcal{V} &= W_0^{1,p}(\Omega) \end{aligned} \quad (2.9)$$

where $p \geq 2$, $1/p + 1/p' = 1$. For the proof of well-posedness of problem (2.8) and (2.9), we refer readers to the work of Houston et al. [13].

Ultraweak variational formulation. To derive the ultraweak formulation, we introduce the total flux $\sigma = \epsilon \nabla u - \beta u$ and rewrite the convection-diffusion problem as a first-order system. Then we multiply the system by test functions and integrate by parts. The final result is:

$$\begin{cases} \text{Find } \sigma \in (L^{p'}(\Omega))^N, u \in L^{p'}(\Omega) : \\ (\sigma, \epsilon^{-1} \tau) + (u, \text{div } \tau + \epsilon^{-1} \beta \cdot \tau) = \langle u_0, \tau \cdot n \rangle \quad \forall \tau \in W^p(\text{div}, \Omega) \\ (\sigma, \nabla v) = (f, v) \quad \forall v \in W_0^{1,p}(\Omega) \end{cases} \quad (2.10)$$

where $p \geq 2$, $1/p + 1/p' = 1$, and

$$W^p(\text{div}, \Omega) := \{\tau \in (L^p(\Omega))^N : \text{div } \tau \in L^p(\Omega)\}.$$

As usual, we use the notation:

$$(u, v) = (u, v)_{\Omega} := \int_{\Omega} uv \quad \langle u, v \rangle = \langle u, v \rangle_{\partial\Omega} := \int_{\partial\Omega} uv.$$

For details on the derivation and the definition of involved Sobolev spaces, we refer readers to [16].

3 Discretization and linearization

3.1 Discretizing \mathcal{V} with broken test spaces

The test space \mathcal{V} is discretized using the broken space technology [4]. Given a mesh Ω_h , we consider broken test spaces $W^p(\text{div}, \Omega_h)$, $W^{1,p}(\Omega_h)$, defined as:

$$\begin{aligned} W^p(\text{div}, \Omega_h) &:= \{\sigma \in (L^p(\Omega))^N : \sigma|_K \in W^p(\text{div}, K), K \in \Omega_h\} = \prod_{K \in \Omega_h} W^p(\text{div}, K) \\ W^{1,p}(\Omega_h) &:= \{w \in L^p(\Omega) : w|_K \in W^{1,p}(K), K \in \Omega_h\} = \prod_{K \in \Omega_h} W^{1,p}(K) \end{aligned}$$

Since new test functions are no longer conforming, we must introduce interface fluxes as additional unknowns. The ultraweak formulation with broken test spaces is given by:

$$\left\{ \begin{array}{l} \text{Find } \sigma \in (L^{p'}(\Omega))^N, u \in L^{p'}(\Omega), \hat{\sigma}_n \in W^{-\frac{1}{p'}, p'}(\Gamma_h), \hat{u} \in W^{1-\frac{1}{p'}, p'}(\Gamma_h) : \\ \hat{u} = u_0 \text{ on } \Gamma \\ (\sigma, \epsilon^{-1}\tau) + (u, \text{div}_h \tau + \epsilon^{-1}\beta \cdot \tau) - \langle \hat{u}, \tau \cdot n \rangle_{\Gamma_h} = 0 \quad \forall \tau \in W^p(\text{div}, \Omega_h) \\ (\sigma, \nabla_h v) - \langle \hat{\sigma}_n, v \rangle_{\Gamma_h} = (f, v) \quad \forall v \in W^{1,p}(\Omega_h) \end{array} \right. \quad (3.11)$$

where

$$\begin{aligned} \langle \hat{\sigma}_n, v \rangle_{\Gamma_h} &:= \sum_{K \in \Omega_h} \langle \sigma_{K,n}, \gamma_{\partial K} v_K \rangle_{\partial K} \\ \langle \hat{u}, \tau \cdot n \rangle_{\Gamma_h} &:= \sum_{K \in \Omega_h} \langle u_K, \gamma_{n, \partial K} \tau_K \rangle_{\partial K}. \end{aligned}$$

are the duality pairings on the mesh skeleton. For details on the trace spaces and well-posedness of the “broken” formulation, the readers are referred to Appendix B in [16]. We emphasize that broken spaces are easier to discretize than globally conforming ones; moreover, they lead to block diagonal Gram matrix, which can be inverted element-wise.

The last step of discretization is to replace $W^p(\text{div}, \Omega_h), W^{1,p}(\Omega_h)$ by piecewise polynomial spaces. If the trial space \mathcal{U} is discretized with polynomials of degree r^1 , then we discretize the test space \mathcal{V} with piecewise polynomials of degree $r + \Delta r$ on the same mesh with $\Delta r \geq 1$. As shown in [5, 15], $\Delta r = 1$ should suffice for the convection-diffusion problems, and this is the value we adopt in the reported numerical experiments.

3.2 Newton’s method for the minimization problem

Remark. In the following discussion, solution u represents a group variable. For the ultraweak formulation with broken test spaces, $u = (\sigma, u, \hat{\sigma}_n, \hat{u})$. Thus, in particular, orthogonality condition $b(\delta u_h, \varphi_h) = 0$ stands for four orthogonal conditions obtained by testing with the four components of δu_h . Similarly, $\varphi_h = (\tau, v)$ represents also a group variable. In what follows we drop the special font for u .

Let \mathcal{V}_r denote the fully discrete test space. We seek to solve the discretized version of (2.3), a convex minimization problem with linear constraints:

$$\begin{aligned} \min_{\varphi_h \in \mathcal{V}_r} \quad & f(\varphi_h) \\ \text{subject to} \quad & b(\delta u_h, \varphi_h) = 0 \quad \forall \delta u_h \in \mathcal{U}_h \end{aligned} \quad (3.12)$$

where $f(\varphi_h) = \frac{1}{p} \|\varphi_h\|_{\mathcal{V}}^p - l(\varphi_h)$.

Following standard practice in the numerical optimization, we use Newton’s method to solve this problem (cf., Section 10.2 in [1]). Define the stiffness matrix $\mathbf{B}_{ij} := b(e_j, g_i)$, where e_j is the j -th basis function for \mathcal{U}_h , and g_i is the i -th basis function for \mathcal{V}_r . Then the linear constraint can be written as

$$\mathbf{B}^T \varphi_h = \mathbf{0} \quad (3.13)$$

where φ_h is the coefficient vector of φ_h under the basis $\{g_1, g_2, \dots, g_n\}, n = \dim \mathcal{V}_r$. For the Newton iteration, we can always start with a feasible φ_h (by feasible we mean it satisfies the constraint). In practice,

¹In the exact sequence logic. This amounts to order r for $W^{1,p'}$ -conforming element and order $r-1$ for $L^{p'}$ -conforming element.

we start with $\varphi_h = 0$. The Newton step $\Delta\varphi_{nt}$ at feasible φ_h is characterized by

$$\begin{bmatrix} \nabla^2 \tilde{f}(\varphi_h) & \mathbf{B} \\ \mathbf{B}^T & \mathbf{0} \end{bmatrix} \begin{bmatrix} \Delta\varphi_{nt} \\ \mathbf{u}_h \end{bmatrix} = \begin{bmatrix} -\nabla \tilde{f}(\varphi_h) \\ \mathbf{0} \end{bmatrix}. \quad (3.14)$$

Note that $\tilde{f} : \mathbb{R}^n \rightarrow \mathbb{R}$ is the discretized version of $f : \mathcal{V} \rightarrow \mathbb{R}$. It is defined as

$$\tilde{f}(\varphi_h) := f\left(\sum_{i=1}^n \varphi_h^{(i)} g_i\right). \quad (3.15)$$

With broken test spaces, the Newton step $\Delta\varphi_{nt}$ can be condensed out element-wise. We assemble and solve the linear system for \mathbf{u}_h ; then we compute $\Delta\varphi_{nt}$ locally. After obtaining $\Delta\varphi_{nt}$, we do a backtracking line search to ensure the Armijo sufficient decrease condition (See Section 9.2 in [1]):

$$f(\varphi_h + t\Delta\varphi_{nt}) \leq f(\varphi_h) + \alpha t \nabla f(\varphi_h)^T \Delta\varphi_{nt} \quad (3.16)$$

where α is some constant in $(0, 1)$. In our computations, we choose $\alpha = 10^{-4}$.

The Newton decrement is defined as:

$$\lambda(\varphi_h) = (\Delta\varphi_{nt}^T \nabla^2 \tilde{f}(\varphi_h) \Delta\varphi_{nt})^{1/2} \quad (3.17)$$

and serves as an error indicator for Newton's method. We stop the Newton iteration when λ is small enough. The tolerance is set to 10^{-5} in our numerical experiments.

For $p > 2$, say $p = 4$, we combine the Newton iteration with a continuation strategy. We start with $p = 2$, and solve for the minimizer ψ_h . Then we use this ψ_h as the initial point for $p = 3$. Next the minimizer is again used to initialize the Newton's method for $p = 4$.

Computing the Hessian. Note that we need to invert $\nabla^2 \tilde{f}(\varphi_h)$ in each Newton step. We provide the formula for the Hessian because of its great importance and influence on the numerical behavior of the algorithm. As an example, consider the ultraweak formulation (2.10) and mathematician's test norm:

$$\|(\tau, v)\|_{\mathcal{V}}^p := \|\tau\|^p + \|\operatorname{div} \tau\|^p + \|v\|^p + \|\nabla v\|^p$$

where $\|\cdot\|$ denotes standard $L^p(\Omega)$ -norm. The Hessian of f in the functional form is

$$\begin{aligned} \langle \nabla^2 f(\tau, v); (\delta\tau, \delta v), (\Delta\tau, \Delta v) \rangle &= (p-1) \left[\sum_{i=1}^N \int_{\Omega} |\tau_i|^{p-2} \Delta\tau_i \delta\tau_i + \int_{\Omega} |\operatorname{div} \tau|^{p-2} \operatorname{div} \Delta\tau \operatorname{div} \delta\tau \right. \\ &\quad \left. + \sum_{|\alpha| \leq 1} \int_{\Omega} |D^\alpha v|^{p-2} D^\alpha \Delta v D^\alpha \delta v \right]. \quad (3.18) \end{aligned}$$

This looks like a weighted "inner product", with $|\tau_i|^{p-2}$, $|\operatorname{div} \tau|^{p-2}$, $|D^\alpha v|^{p-2}$ being the weight. It is evident that when the error representation function is small (τ_i, v and their derivatives have small absolute values), the Hessian is nearly singular. In particular, when the solution is exact, $\psi = (\tau, v) \equiv 0$, the Hessian is singular. A new method using variable p is proposed to circumvent this issue, which is the topic of Section 5.

4 Numerical results

4.1 Eriksson-Johnson problem

We consider the Eriksson-Johnson model problem:

$$\begin{cases} \frac{\partial u}{\partial x} - \epsilon \left(\frac{\partial^2 u}{\partial x^2} + \frac{\partial^2 u}{\partial y^2} \right) = 0 & \text{in } (0, 1) \times (0, 1) \\ u = 0 & \text{if } x = 1, y = 0, 1 \\ u = \sin(\pi y) & \text{if } x = 0. \end{cases} \quad (4.19)$$

This is a 2D convection-diffusion problem with advection field $\beta = (1, 0)$ and a zero source term. The solution is driven by the inflow boundary condition. We can derive the exact solution using separation of variables,

$$u(x, y) = \frac{\exp(s_1(x-1)) - \exp(s_2(x-1))}{\exp(-s_1) - \exp(-s_2)} \sin(\pi y) \quad (4.20)$$

where $s_1 = \frac{1+\sqrt{1+4\pi^2\epsilon^2}}{2\epsilon}$, $s_2 = \frac{1-\sqrt{1+4\pi^2\epsilon^2}}{2\epsilon}$. In our numerical experiments, we set $\epsilon = 0.01$, and we use the ultraweak formulation (which defines the operator B).

Choice of test norm. In our residual-minimization framework (2.3), test norm enters the algorithm directly through the expression of cost function. In DPG, the choices of test norm can sometimes pose a challenge (see [10]). However, in this paper we do not concern ourselves with small ϵ , and it suffices to work with mathematician's test norm and adjoint graph norm, which will be introduced now.

Mathematician's test norm. The mathematician's test norm is defined as

$$\|(\tau, v)\|_M^p := \|\tau\|^p + \|\operatorname{div} \tau\|^p + \|v\|^p + \|\nabla v\|^p \quad (4.21)$$

where $\|\cdot\|$ denotes standard $L^p(\Omega)$ -norm.

Adjoint graph norm. The definition of adjoint graph norm makes use of the adjoint operator A^* . In the convection-diffusion problem as we consider,

$$A^*(\tau, v) = (\epsilon^{-1}\tau + \nabla v, \operatorname{div} \tau + \epsilon^{-1}\beta \cdot \tau) \quad (4.22)$$

The adjoint graph norm is defined to be

$$\|(\tau, v)\|_{AG}^p := \|(\tau, v)\|^p + \|A^*(\tau, v)\|^p \quad (4.23)$$

where $\|(\tau, v)\|^p := \|\tau\|^p + \|v\|^p$.

We divide the domain into 4×4 square elements. The polynomial order (in the exact sequence logic) is set to be (3, 3). Figure 1 presents the numerical solution obtained with $p = 2$ and $p = 4$ alongside the exact solution. As the red color means greater values of u , we can see that the Banach solution ($p = 4$) is closer to the exact solution (redder) than the Hilbert one ($p = 2$). We plot the same figure for adjoint graph norm in Figure 2, and the same trend can be observed.

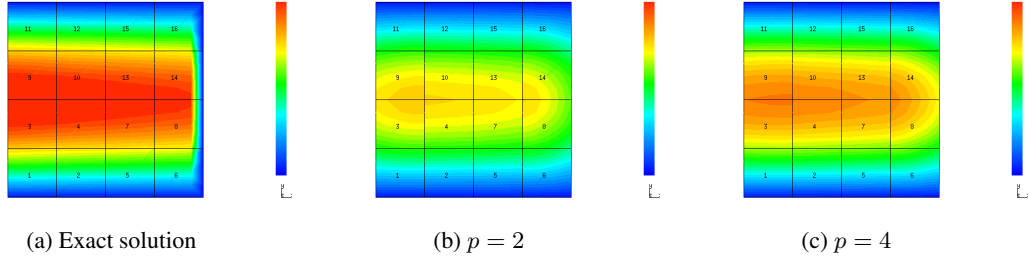


Figure 1: Solution of Eriksson-Johnson problem using mathematician's test norm. The field u is plotted using the same color scheme across three subfigures.

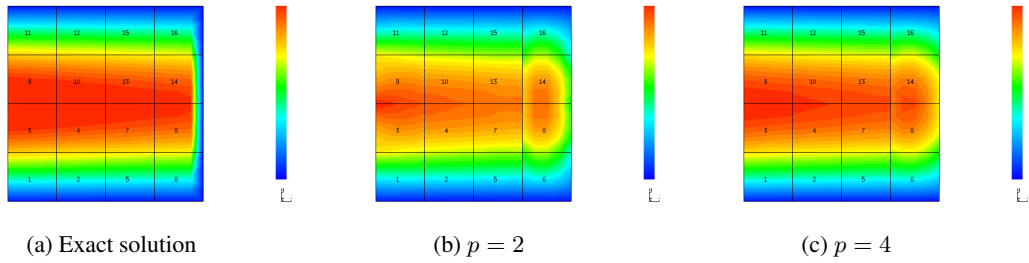


Figure 2: Solution of Eriksson-Johnson problem using adjoint graph norm. The field u is plotted using the same color scheme across three subfigures.

In order to better compare the solutions, we draw a profile of u along the line $y = 0.5$. In Figure 3, we can see that both the Hilbert and Banach solution underestimate u ; however, the value obtained with $p = 4$ is closer to the correct value than with $p = 2$. At the same time, we also observe that use of adjoint graph norm produces a better solution than mathematician's test norm.

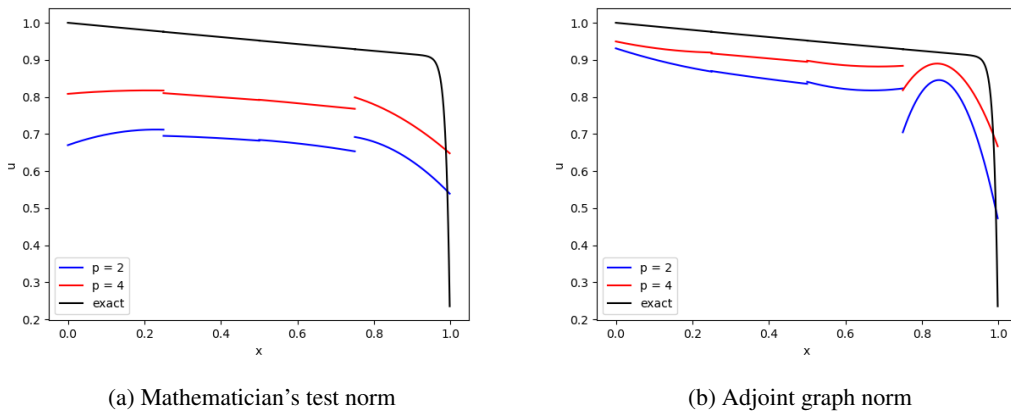


Figure 3: Profile of u along $y = 0.5$. Black line represents exact solution, blue line denotes Hilbert solution, and red line stands for Banach solution.

Adaptivity. The DPG method has one key advantage when it comes to adaptivity — $\|\psi\|$ as a built-in a posteriori error estimator [3]. In practice, we use $\eta = \frac{1}{p}\|\psi\|_V^p$ as the error estimator. We use the greedy

strategy, marking for h -refinement those elements where $\eta > \text{factor} * \eta_{\max}$. In our numerical experiments, we choose $\text{factor} = 0.25$. The initial mesh is chosen to be the same 4×4 mesh as before. Moreover, we work with the adjoint graph norm only as it has already been demonstrated to perform better than mathematician's test norm.

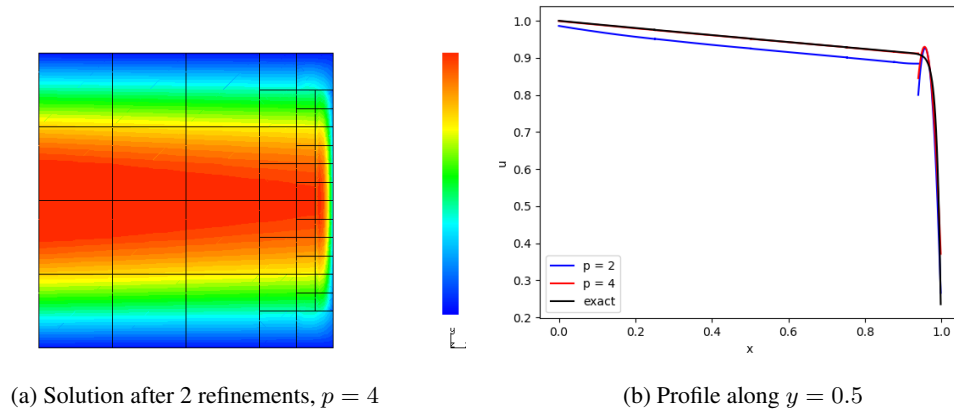


Figure 4: Solution of Eriksson-Johnson problem using adjoint graph norm. (a) numerical solution of u after 2 refinements obtained for $p = 4$. (b) the profile of u along $y = 0.5$, for both $p = 2$ and $p = 4$. Black line represents exact solution, blue line denotes Hilbert solution, and red line stands for Banach solution.

Figure 4(a) shows the solution u alongside the mesh after 2 refinements, where the same color scheme as in Figure 1 and 2 is used. As expected, mesh refinement occurs where the boundary layer resides. Figure 4(b) displays the profile of u along $y = 0.5$. It can be seen that numerical solution obtained with $p = 4$ almost coincides with the exact solution. As the refinements proceed, the difference between the Hilbert and Banach versions becomes less significant.

4.2 Egger-Schöberl problem

We also study the Egger-Schöberl problem:

$$\begin{cases} -\epsilon \Delta u + \beta \cdot \nabla u = f & \text{in } \Omega := (0, 1) \times (0, 1) \\ u = 0 & \text{on } \partial\Omega \end{cases} \quad (4.24)$$

where f is chosen such that the exact solution is given by

$$u(x, y) = [x + (e^{\beta_1 x / \epsilon} - 1) / (1 - e^{\beta_1 / \epsilon})][y + (e^{\beta_2 y / \epsilon} - 1) / (1 - e^{\beta_2 / \epsilon})]. \quad (4.25)$$

In our numerical experiments, we set β to be $(1, 1)$, and ϵ to be 0.01. The same 4×4 mesh and polynomial order of $(3, 3)$ as for the Eriksson-Johnson are used.

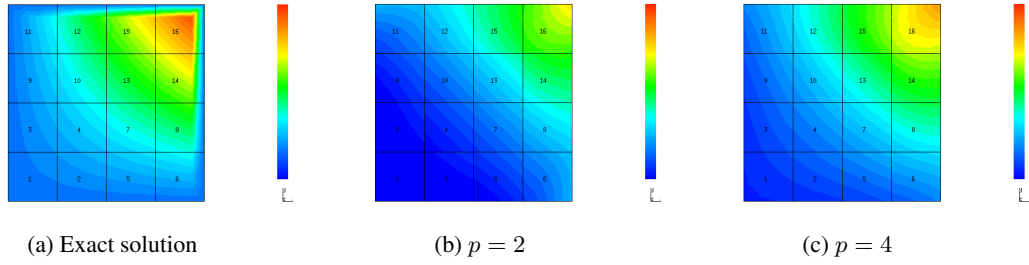


Figure 5: Solution of Egger-Schöberl problem using mathematician's test norm. The field u is plotted using the same color scheme across three subfigures.

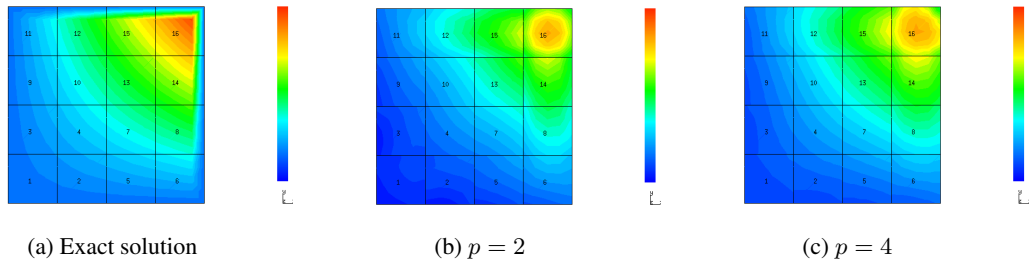


Figure 6: Solution of Egger-Schöberl problem using adjoint graph norm. The field u is plotted using the same color scheme across three subfigures.

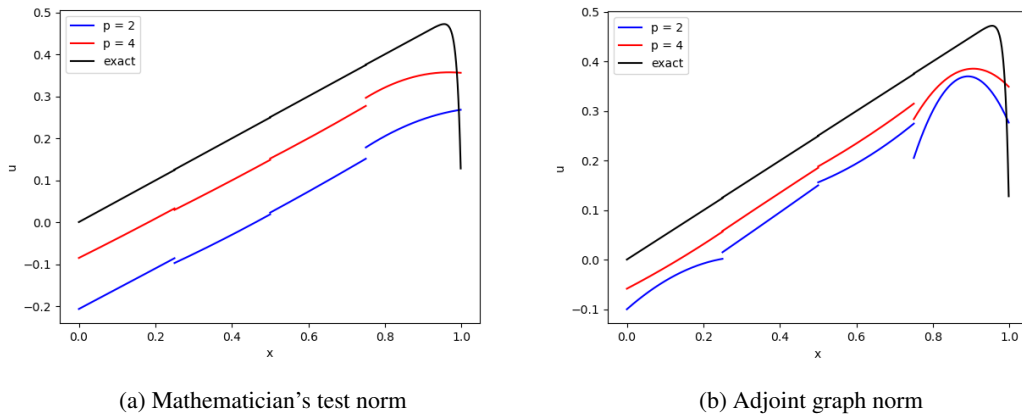
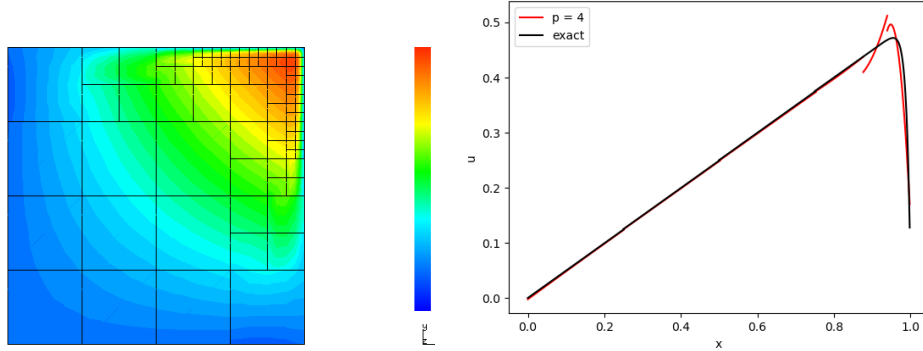


Figure 7: Profile of u along $y = 0.5$. Black line represents exact solution, blue line denotes Hilbert solution, and red line stands for Banach solution.

Figure 5 and Figure 6 show the exact solution and numerical solution obtained with mathematician's test norm and adjoint graph norm, respectively. Figure 7 displays the profile of u along the line $y = 0.5$. We have the same findings as for the Eriksson-Johnson problem: Banach solution is closer to the exact solution than Hilbert one; the solution obtained with adjoint graph norm is overall better than that obtained with mathematician's test norm.



(a) Solution after 3 refinements, $p = 4$

(b) Profile along $y = 0.5$

Figure 8: Solution of Egger-Schöberl problem using adjoint graph norm. (a) numerical solution of u after 3 refinements obtained for $p = 4$. (b) the profile of u along $y = 0.5$. Black line represents exact solution, and red line stands for Banach solution.

Adaptivity. Figure 8(a) depicts the solution after 3 refinements, for $p = 4$ and adjoint graph norm, and Figure 8(b) draws the profile of u along $y = 0.5$. The refinement occurs both near the top and the right side, in accordance with the location of boundary layer. After 3 refinements, again we observe that the numerical solution agrees reasonably well with the exact one.

4.3 A posteriori error analysis

In which norm should we measure the error? As proposed in [20], we can introduce the optimal test norm when \mathcal{V} is reflexive and B is bijective. For our ultraweak formulation,

$$\|v\|_{opt} = \|A^*v\|_{L^p} \quad (4.26)$$

where v denotes the group test variable. From (1.2), the minimum residual formulation of DPG, we know that DPG is a projection in the energy norm, i.e.

$$\|u - u_h\|_E := \|B(u - u_h)\|_{\mathcal{V}'} = \min_{w_h \in \mathcal{U}_h} \|u - w_h\|_E. \quad (4.27)$$

When we work with the optimal test norm, the energy norm reduces to the trial norm:

$$\|w\|_E = \sup_{v \in \mathcal{V}} \frac{\langle Bw, v \rangle}{\|v\|_{opt}} = \sup_{v \in \mathcal{V}} \frac{(w, A^*v)}{\|A^*v\|_{L^p}} = \|w\|_{L^{p'}} \quad (4.28)$$

where p' is the conjugate exponent to p . Thus the solution u_h would be the best approximation of u in \mathcal{U}_h measured in $L^{p'}$ norm, provided we use *optimal test norm* and *ideal DPG*. In practice, we use the adjoint graph norm, also known as “quasi optimal test norm”, which is equivalent to the optimal test norm: Let γ_A be the boundedness below constant for A and A^* , i.e., $\|v\| \leq \gamma_A^{-1} \|A^*v\|$. We have

$$\|A^*v\|^p \leq \|v\|^p + \|A^*v\|^p \leq (\gamma_A^{-p} + 1) \|A^*v\|^p,$$

or equivalently,

$$\|A^*v\| \leq \|v\|_{AG} \leq (\gamma_A^{-p} + 1)^{1/p} \|A^*v\|. \quad (4.29)$$

In this case, the energy norm satisfies

$$(\gamma_A^{-p} + 1)^{-1/p} \|w\|_{L^{p'}} \leq \|w\|_E = \sup_{v \in \mathcal{V}} \frac{(w, A^*v)}{\|v\|_{AG}} \leq \|w\|_{L^{p'}}. \quad (4.30)$$

Hence the equivalence between energy norm and $L^{p'}$ norm. Moreover, we have to discretize the test space to solve the problem (*practical* DPG instead of *ideal*). Still we expect to see near best approximation in $L^{p'}$ norm. Therefore we measure the error in our solution with $L^{p'}$ norm.

How do we compute the residual? In our program, the error representation function ψ is calculated element-wise after the solution of u_h . For simplicity, we use u_h to denote both the field and trace variables. $\psi \in \mathcal{V}_r$ satisfies the equation

$$\langle R_{\mathcal{V}_r}(\psi), v_r \rangle = l(v_r) - \langle Bu_h, v_r \rangle \quad \forall v_r \in \mathcal{V}_r \quad (4.31)$$

where \mathcal{V}_r is the (discretized) enriched test space. As proven in [16] (Theorem 3),

$$\|R_{\mathcal{V}_r}(\psi)\|_{\mathcal{V}'_r} = \|\psi\|_{\mathcal{V}_r}^{p-1} = \left(\sum_K \|\psi_K\|_{\mathcal{V}(K)}^p \right)^{\frac{p-1}{p}} \quad (4.32)$$

where K is the element index and $\mathcal{V}(K)$ is Sobolev space over the element. Specifically, $\mathcal{V}(K) = W^p(\text{div}, K) \times W^{1,p}(K)$ for convection-diffusion problem with ultraweak formulation. This provides a formula for the residual $\|l - Bu_h\|_{\mathcal{V}'_r} = \|R_{\mathcal{V}_r}(\psi)\|_{\mathcal{V}'_r}$.

What is the relation between error and residual? This question in Hilbert space is answered in [3]. In general Banach space setting, Muga and van der Zee have proven the following a posteriori error estimate (For details, see Theorem 4.7 in [17]):

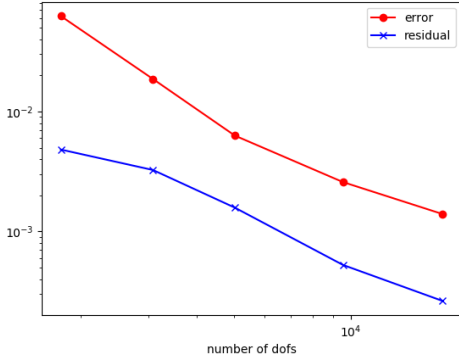
$$\|u - u_h\|_{\mathcal{U}} \leq \frac{1}{\gamma_B} \text{osc}(l) + \frac{C_{\Pi}}{\gamma_B} \|l - Bu_h\|_{\mathcal{V}'_r} \quad (4.33)$$

where γ_B is the boundedness below constant for B , C_{Π} is the continuity constant for a Fortin operator $\Pi : \mathcal{V} \rightarrow \mathcal{V}_r$, and

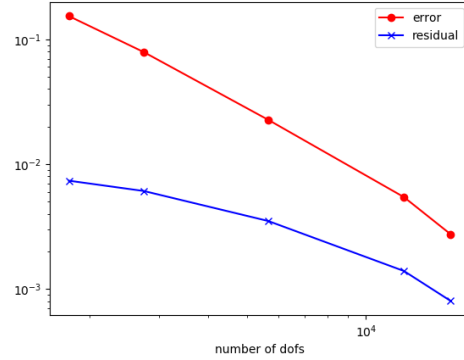
$$\text{osc}(l) := \sup_{v \in \mathcal{V}} \frac{\langle l, v - \Pi v \rangle}{\|v\|_{\mathcal{V}}}$$

is the data oscillation term. In essence, this theorem tells us that the residual $\|l - Bu_h\|_{\mathcal{V}'_r}$ is a good estimator of the error $\|u - u_h\|_{\mathcal{U}}$.

In Figure 9, we plot $\|u - u_h\|_{L^{p'}}$ and $\|l - Bu_h\|_{\mathcal{V}'_r}$ against number of degrees of freedom, for h -adaptive solution of our model problems using adjoint graph norm and $p = 4$. It can be seen that as we refine the mesh, both error and residual decrease monotonically, and they follow approximately the same trend.

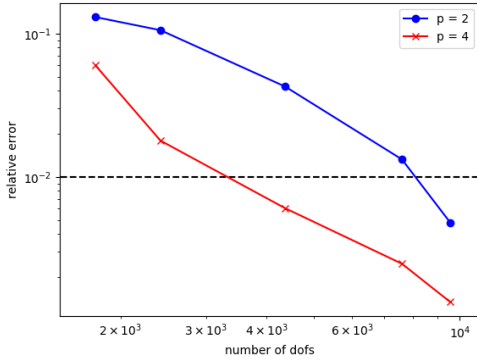


(a) Eriksson-Johnson problem

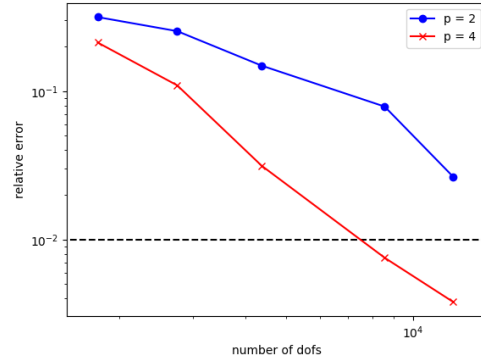


(b) Egger-Schöberl problem

Figure 9: Error and residual in adaptive solution. $p = 4$ and adjoint graph norm is used. Red line indicates error, and blue line stands for residual. This is a log-log plot, where x -axis represents number of dofs.



(a) Eriksson-Johnson problem



(b) Egger-Schöberl problem

Figure 10: Relative error versus number of dofs. Blue line represents Hilbert solution ($p = 2$), while red line stands for Banach solution ($p = 4$); dashed line corresponds to 1% relative error.

Figure 10 illustrates the behavior of relative error as we refine the mesh, for both Hilbert and Banach solution. It is evident that for the same number of dofs, Banach solution comes with a significantly smaller relative error. For Egger-Schöberl problem, it is even impossible to reach the 1% tolerance in relative error when $p = 2$, for the number of dofs we have calculated with (which can be finished on a laptop in several minutes). The improvement in accuracy has its price, naturally, in that we have to deal with a nonlinear problem in the Banach setting ($p = 4$). In our problem setting, solution of the nonlinear system requires less than ten steps of Newton iteration, i.e. ten times the cost of the Hilbert version. However, the number of dofs necessary for the relative error to reach a particular tolerance is much less in the Banach setting. As the time required to solve the linear system scales quadratically or even cubically as the number of dofs grows, we contend that the additional effort involved with the Banach version pays off. Another advantage of the Banach version is the elimination of Gibbs phenomena, which is detailed in the paper by Houston et al. [15].

Fortin operators. Our a posteriori error analysis is based on the existence of a Fortin operator. Construction of Fortin operators in [12, 11] generalizes immediately to the L^p spaces for $p \geq 2$. Recall the overall strategy:

Step 1: Establish L^2 -continuity of the operators on the master element \hat{K} .

Step 2: Use (standard) scaling arguments to obtain the continuity of the operators on a physical element K (with h -independent continuity constant).

Step 3: Use the commutativity of operators to conclude continuity in the energy norms.

It is now sufficient simply to notice that the L^2 -continuity on the master element implies immediately the continuity in the L^p -norm. Consider, e.g., the $H(\text{div})$ Fortin operator Π^{div} . First, the L^p spaces on a bounded domain form a scale (see e.g. [18], Proposition 3.9.3). In other words, for $p \geq 2$,

$$\|\sigma\|_{H(\text{div}, \hat{K})} \leq C_1 \|\sigma\|_{W^p(\text{div}, \hat{K})} \quad \sigma \in W^p(\text{div}, \hat{K}),$$

with a $C_1 > 0$. Additionally, by the finite dimensionality argument, there exists a constant $C_2 > 0$ such that,

$$\|\Pi^{\text{div}} \sigma\|_{L^p(\hat{K})} \leq C_2 \|\Pi^{\text{div}} \sigma\|_{L^2(\hat{K})}.$$

Consequently,

$$\|\Pi^{\text{div}} \sigma\|_{L^p(\hat{K})} \leq C_2 \|\Pi^{\text{div}} \sigma\|_{L^2(\hat{K})} \leq C_2 C \|\sigma\|_{H(\text{div}, \hat{K})} \leq C_2 C C_1 \|\sigma\|_{W^p(\text{div}, \hat{K})}$$

where C is the L^2 -continuity constant.

Steps 2 and 3 remain unchanged.

5 L^p -DPG method with variable p

As discussed in Section 3.2, when we try to solve problems for simple manufactured exact solutions like linear or quadratic function, we encounter trouble with a singular Hessian. This motivates us to propose the L^p -DPG method with a *variable* exponent p , in the spirit of the $p(\cdot)$ -Laplacian problem [2]. We assume that the exponent p can vary element-wise. It is unnecessary to compute with $p > 2$ when the solution is simple and can be captured by a Hilbert method. We use $p > 2$ where the residual is large and stay with $p = 2$ elsewhere. This section describes our modification of the L^p -DPG method with variable p .

In the convex optimization formulation of L^p -DPG (2.3), we can multiply the cost function by constant p :

$$\psi = \arg \min_{\varphi \in (Bu_h)^\perp} \|\varphi\|_V^p - pl(\varphi). \quad (5.34)$$

This has no effect on the minimizer ψ , but the Lagrange multiplier u_h as the solution to the mixed system (2.5) will be affected. If we further multiply the constraint by p , then the solution ψ, u_h of the modified problem will coincide with the original one. The constrained optimization problem now reads:

$$\begin{aligned} & \underset{\varphi}{\text{minimize}} && \|\varphi\|_V^p - pl(\varphi) \\ & \text{subject to} && pb(\delta u_h, \varphi) = 0 \quad \forall \delta u_h \in \mathcal{U}_h \end{aligned} \quad (5.35)$$

where b is the bilinear form dictated by the problem we consider and the formulation we choose. The relation between b and B is $\langle Bu, v \rangle = b(u, v)$.

Such reformulation of the constrained optimization problem allows for an easy generalization of the L^p -DPG method to the L^p -DPG with a variable exponent. The latter approach, in particular, has the advantage of reduced condition number and better robustness. After discretization of test space using broken space technology [4], the L^p -DPG method with variable p is defined by

$$\begin{aligned} & \underset{\varphi}{\text{minimize}} && \sum_K \|\varphi_K\|_{V(K)}^{p_K} - p_K l_K(\varphi_K) \\ & \text{subject to} && \sum_K p_K b_K(\delta u_h, \varphi_K) = 0 \quad \forall \delta u_h \in \mathcal{U}_h \end{aligned} \quad (5.36)$$

where p_K is the constant exponent for element K , and l_K, b_K are restrictions of the linear and bilinear form on element K . Problems of this type are known as $p(\cdot)$ -Laplacian [2]. Rather than venturing into theoretical analysis of the newly proposed method, which can be a future endeavor, we report results of some numerical experiments with the variable exponent.

How do we determine p_K ? This is the foremost question when we are concerned with the variable exponent. With the mesh given, we first set $p_K = 2$ in all elements; in this way we recover the Hilbert solution. Next we evaluate the residual in each element, and wherever the residual is small (less than 1% of the maximum value, for results to be reported), we retain the exponent; elsewhere we raise p_K . As a remark, this strategy for determining the variable p matches naturally the continuation in p used by the nonlinear solver — we proceed with local steps of Δp instead of a global step of $\Delta p = 1$.

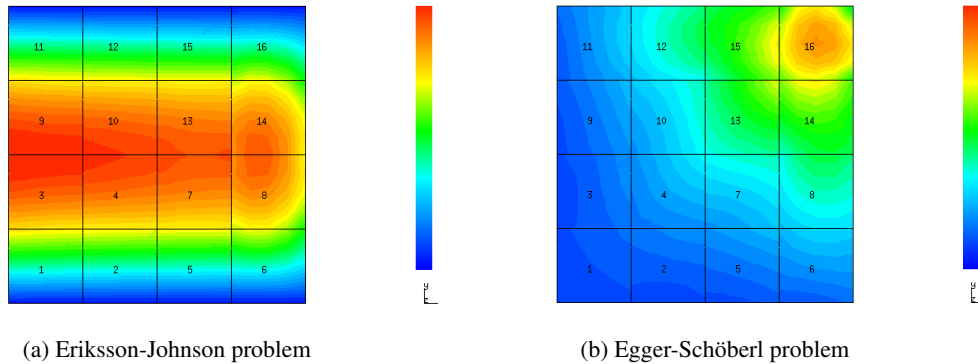


Figure 11: Solution obtained with adjoint graph norm and variable exponent. $p_K = 4$ for all elements adjacent to the boundary; $p_K = 2$ in the four central elements.

Figure 11 displays numerical solution of both Eriksson-Johnson problem and Egger-Schöberl problem, using adjoint graph norm and variable exponent. The local exponent, as determined by our rule, is $p_K = 2$ in the four central elements, and $p_K = 4$ elsewhere. Figure 12 shows the profile of u along $y = 0.5$. We observe that the solution obtained with variable p lies approximately between the $p = 2$ and $p = 4$ solution, as one would expect.

6 Conclusion

In this paper, we apply the L^p -DPG method to 2D convection-diffusion problems. More specifically, Eriksson-Johnson problem and Egger-Schöberl problem are studied, with either mathematician's test norm or adjoint graph norm employed. Banach solution ($p = 4$) is compared with Hilbert one ($p = 2$), and the

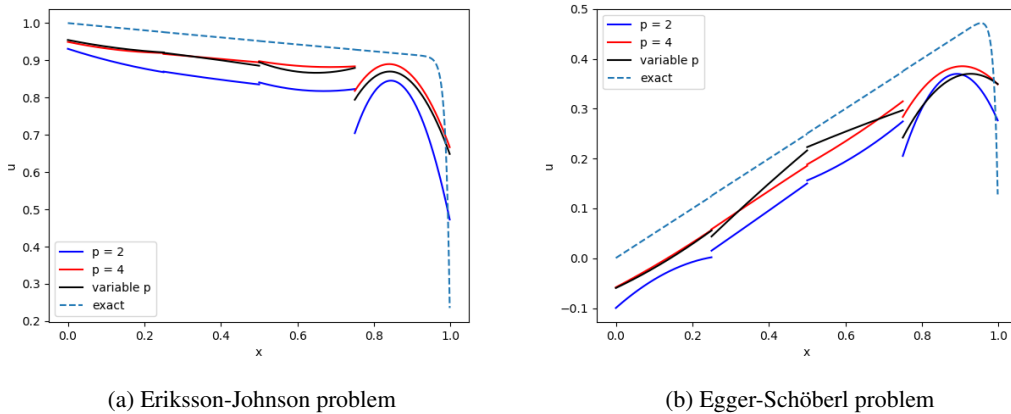


Figure 12: Profile of u along $y = 0.5$. Blue line denotes Hilbert solution, red line stands for Banach solution ($p = 4$), and black line represents variable exponent solution. Exact solution is denoted by dashed line.

former is demonstrated to be generally better. We present h -adaptivity result with L^p -DPG method, where the refinement occurs at the right place, i.e., near the boundary layer.

We comment shortly on connections between the reported results and the work of Sarah Roggendorf et al. [19, 13, 14, 15]. It has been shown in [15] that, for general unstructured meshes, convergence in $L^{p'}$ norm does not eliminate the Gibbs oscillations as $p' \rightarrow 1^2$. However, this does not seem to be the case for standard structured rectangular meshes designed to capture the boundary layers. This is also in agreement with the practice of the computational fluid dynamics community, where hybrid (prismatic-tetrahedral) grids are employed to solve Navier-Stokes equation. In [6], Chen and Kallinderis suggest that the structured prisms permit the use of sufficient grid clustering near the body in the normal direction, while unstructured tetrahedra can cover remaining complicated topologies. Our numerical experience corroborates these observations. If we start with a uniform mesh and proceed with h -refinements driven by the method, the L^p version of the DPG method delivers significantly better results than the Hilbert version. The oscillations are smaller and more localized to the elements near the boundary. The overall global stability seems also to be better for the higher p — the global shift between the exact and the underresolved numerical solutions on coarse meshes, is consistently smaller.

To solve the ill-conditioning problem associated with small residuals, we propose an L^p -DPG method with a variable exponent p . The numerical solution looks reasonable, and approximately lies between the $p = 2$ and $p = 4$ solution. This method has the potential of reducing condition number and speeding the algorithm, while retaining the benefits of Banach solution.

Acknowledgments. J. Li and L. Demkowicz were partially supported with NSF grant No. 1819101.

²The oscillations do not disappear even for certain (crisscross) structured meshes!

References

- [1] S. BOYD AND L. VANDENBERGHE, *Convex Optimization*, Cambridge University Press, 2004.
- [2] D. BREIT, L. DIENING, AND S. SCHWARZACHER, *Finite Element Approximation of the $p(\cdot)$ -Laplacian*, *SIAM Journal on Numerical Analysis*, 53 (2015), pp. 551–572.
- [3] C. CARSTENSEN, L. DEMKOWICZ, AND J. GOPALAKRISHNAN, *A posteriori error control for DPG methods*, *SIAM Journal on Numerical Analysis*, 52 (2014), pp. 1335–1353.
- [4] C. CARSTENSEN, L. DEMKOWICZ, AND J. GOPALAKRISHNAN, *Breaking Spaces and Forms for the DPG Method and Applications including Maxwell Equations*, *Computers & Mathematics with Applications*, 72 (2016), pp. 494–522.
- [5] J. CHAN, J. A. EVANS, AND W. QIU, *A dual Petrov–Galerkin finite element method for the convection–diffusion equation*, *Computers & Mathematics with Applications*, 68 (2014), pp. 1513–1529.
- [6] A. J. CHEN AND Y. KALLINDERIS, *Adaptive hybrid (prismatic–tetrahedral) grids for incompressible flows*, *International journal for numerical methods in fluids*, 26 (1998), pp. 1085–1105.
- [7] L. DEMKOWICZ, *Various Variational Formulations and Closed Range Theorem*, ICES Report, 15-03 (2015).
- [8] L. DEMKOWICZ AND J. GOPALAKRISHNAN, *A class of discontinuous Petrov-Galerkin methods. Part II: Optimal test functions*, *Numer. Meth. Part. D. E.*, 27 (2011), pp. 70–105. See also ICES Report 2009-16.
- [9] ———, *Encyclopedia of Computational Mechanics, Second Edition*, Wiley, 2018, ch. Discontinuous Petrov-Galerkin (DPG) Method. Eds. Erwin Stein, René de Borst, Thomas J. R. Hughes, see also ICES Report 2015/20.
- [10] L. DEMKOWICZ AND N. HEUER, *Robust DPG method for convection-dominated diffusion problems*, *SIAM Journal on Numerical Analysis*, 51 (2013), pp. 2514–2537.
- [11] L. DEMKOWICZ AND P. ZANOTTI, *Construction of DPG Fortin operators revisited*, *Computers & Mathematics with Applications*, 80 (2020), pp. 2261–2271.
- [12] J. GOPALAKRISHNAN AND W. QIU, *An analysis of the practical DPG method*, *Mathematics of Computation*, 83 (2013), pp. 537–552.
- [13] P. HOUSTON, I. MUGA, S. ROGGENDORF, AND K. G. VAN DER ZEE, *The Convection-Diffusion-Reaction Equation in Non-Hilbert Sobolev Spaces: A Direct Proof of the Inf-Sup Condition and Stability of Galerkin’s Method*, *Computational Methods in Applied Mathematics*, 19 (2019), pp. 503–522.
- [14] P. HOUSTON, S. ROGGENDORF, AND K. G. VAN DER ZEE, *Gibbs Phenomena for L^q -Best Approximation in Finite Element Spaces – Some Examples*, arXiv:1909.00658 [cs, math], (2019). arXiv: 1909.00658.
- [15] ———, *Eliminating Gibbs phenomena: A non-linear Petrov–Galerkin method for the convection–diffusion–reaction equation*, *Computers & Mathematics with Applications*, 80 (2020), pp. 851–873.

- [16] J. LI AND L. DEMKOWICZ, *An L_p -DPG method for the convection–diffusion problem*, *Computers & Mathematics with Applications*, (2020).
- [17] I. MUGA AND K. G. VAN DER ZEE, *Discretization of Linear Problems in Banach Spaces: Residual Minimization, Nonlinear Petrov–Galerkin, and Monotone Mixed Methods*, *SIAM Journal on Numerical Analysis*, 58 (2020), pp. 3406–3426.
- [18] J. T. ODEN AND L. DEMKOWICZ, *Applied functional analysis*, CRC Press/Taylor & Franics Group, Boca Raton, third edition ed., 2018.
- [19] S. ROGGENDORF, *Eliminating the Gibbs Phenomenon: The Non-linear Petrov-Galerkin Method for the Convection-Diffusion-Reaction Equation*, PhD thesis, School of Mathematical Sciences, University of Nottingham, Nov. 2019.
- [20] J. ZITELLI, I. MUGA, L. DEMKOWICZ, J. GOPALAKRISHNAN, D. PARDO, AND V. CALO, *A class of discontinuous Petrov–Galerkin methods. Part IV: The optimal test norm and time-harmonic wave propagation in 1D*, *Journal of Computational Physics*, 230 (2011), pp. 2406–2432.